



Supporting job seekers, youth, and local business & industry.



# A STRONGER WORKFORCE FOR A STRONGER COMMUNITY

Pacific Gateway is a public workforce agency that brings local government, community and business leaders, education partners, community organizations, and service providers together to build a stronger workforce and a stronger economy. We achieve this goal through our work with three primary groups:



- Adult Job Seekers** - We provide the guidance, support, and resources vital to finding and keeping quality employment.
- Youth** - Our Youth Programs are focused on developing work-readiness and real-world experience for future workforce members.
- Businesses** - Working together, we help connect businesses to well-trained, dedicated employees.

## ADULT JOB SEEKERS

**Developing the skills to compete.**

Finding meaningful, sustainable employment in today's marketplace demands the training and certifications to compete. That's the understanding that drove job seekers to make well over 10,000 visits to Pacific Gateway in 2013. While their circumstances varied, each found the resources and support they needed beginning with one-on-one guidance from our Program Specialists.

### Highlights in 2013:

- **3,736 adults utilized our services** over the course of **11,933 visits**.
- **1,660 job seekers found employment** with the help of our face-to-face and online resources.
- Among these **newly employed workers were 130 veterans and 81 "older workers"** (over 40 years of age).
- **82.3% of Pacific Gateway's** previously unemployed customers **were able to retain their new jobs**.

## YOUTH PROGRAMS

**Preparing for the future today.**

A strong future economy is built on the skills and preparedness of the next generation of our workforce. Our Youth Programs strive to provide local 14- to 24-year-olds a broad range of services and opportunities to gain the knowledge and experience to succeed in the job market. In 2013, our efforts helped over 800 future job seekers position themselves for a bright future.

### Highlights in 2013:

- **2013 Brought 828 future workforce members** to Pacific Gateway seeking a chance to better prepare themselves for employment and explore their options.
- Of those youth, **366 completed National Work Readiness Credential (NWRC) Training**.
- **275 youth were placed in internships** gaining valuable on-the-job experience.
- **187 attended Personal Enrichment Training** and were placed in the Youth Jobs Program-Work Experience Summer Component.


## BUSINESS PARTNERS

Bringing employers and employees together.

Building a robust local economy takes more than workforce training. It also demands connecting that workforce to opportunities and positions that enable both the employer and employee to thrive. Including a wide variety of offerings including recruitment, hiring events, Hire-A-Youth, training, and business strategy—Pacific Gateway's Business Assistance Program strives to do just that.

### Highlights in 2013:

- **Pacific Gateway assisted 90 businesses** with a range of services.
- Through **52 recruitment events with local business partners**, we were able to place **172 employees in sustainable jobs**.
- Meanwhile, **we softened the blow of downsizing and closures for 1133 employees** through our Rapid Response services.
- Together, our business partners and Pacific Gateway were able to **provide work-readiness training for 366 youth**.
- With the Long Beach Enterprise Zone, **we were able to provide tax credits to 1001 businesses**.



## CLIENT PROFILE

Leveraging old experience into new skills.


Pamela came to Pacific Gateway in November 2013. Out of work after substantial layoffs at a large corporation, she was one of the many workforce members feeling the effects of a slowing economy. Despite several years as an Administrative Professional, she was having trouble finding a good job.

At Pacific Gateway, Pamela worked closely with her Program Specialist to identify strategies to update her skills and reposition herself in the job market. Through this process she was introduced to a specialized training program with Long Beach Memorial Hospital. Her administrative experience and customer service skills served her very well, and she was accepted into the Care Associate Program. While completing this free training, Long Beach Memorial Hospital recognized her value. Pamela started her new job in April of 2014 and continues to work full-time for Long Beach Memorial Hospital. She has since been assigned to work as a member of the Diabetes Care Team.

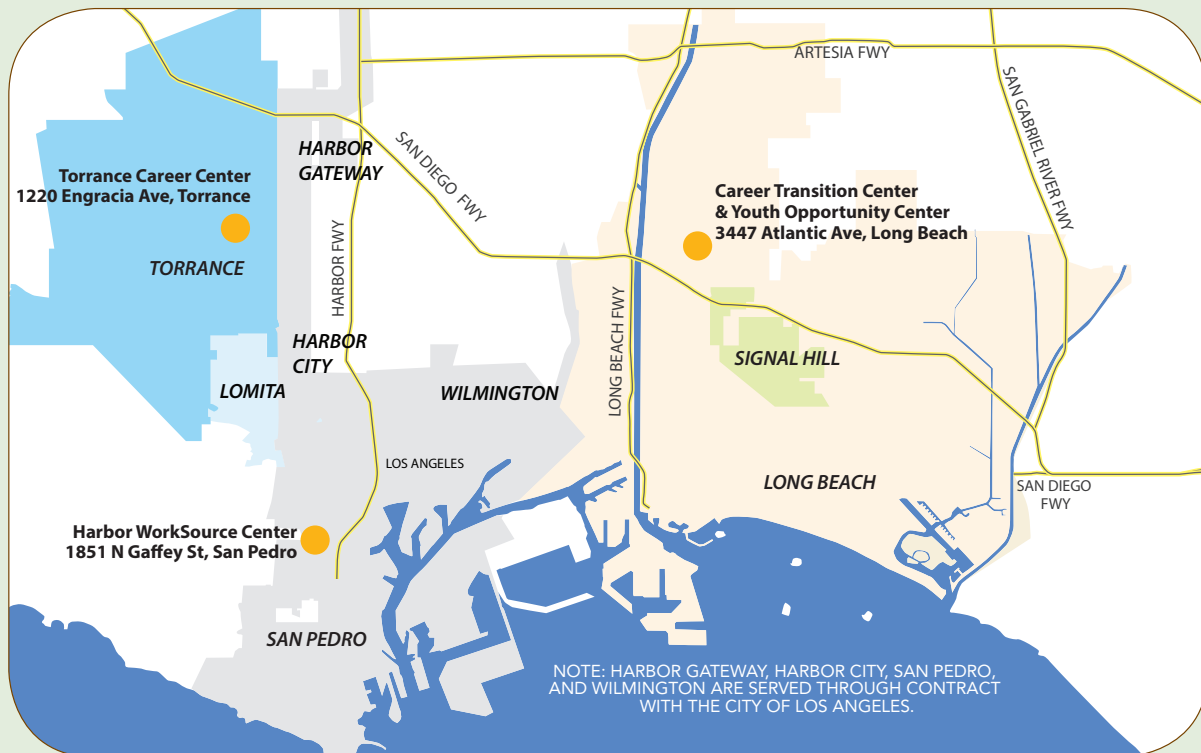
## ABOUT PACIFIC GATEWAY

Pacific Gateway is one of seven work investment boards in Los Angeles County, coordinating broad workforce and business development programs to raise the skill level of residents in Long Beach, Torrance, Signal Hill, Lomita, and other areas in the region served by our career specialists.

Through our One-Stop career centers, we help thousands of youth and adult job seekers build their skills, find good jobs, and contribute to their community. We also connect businesses to the resources they need to find and retain qualified employees, and strengthen their business.



## SERVICE AREA



Customized Training | Recruitment & Hiring  
Resources & Workshops | Youth Hiring & Internships | Enterprise Zone

Pacific Gateway is administered by the City of Long Beach

WIA Title I-financially assisted program or activity is an equal opportunity employer/program. Auxiliary aids and services are available upon request to individuals with disabilities. To request a reasonable accommodation, please call 562.570.4711 or TTY 562.570.4629 at least 72 hours prior to event.